

















































14 100m Breaststroke Women Final

Official

Rank	Competitor	Age	Club	RT	PTS	Result
1	 Brearna Crawford	23		0.67		1:09.92 Entry: 1:09.86 +0.06
	50m: 32.14 100m: 1:09.92 (37.78)					
2	 Zyleika Pratt-Sr	22		0.73		1:10.22 Entry: 1:09.70 +0.52
	50m: 32.46 100m: 1:10.22 (37.76)					
3	 Alex McIntosh	17		0.68		1:13.03 Entry: 1:13.19 -0.16
	50m: 33.85 100m: 1:13.03 (39.18)					
4	 April Lin	13		0.73		1:13.11 13yrs NZR Entry: 1:13.73 -0.62
	50m: 34.47 100m: 1:13.11 (38.64)					
5	 Grace Jeromso	18		0.73		1:13.49 Entry: 1:14.27 -0.78
	50m: 34.36 100m: 1:13.49 (39.13)					
6	 Alyssa Wangfor	17		0.70		1:13.50 Entry: 1:15.03 -1.53
	50m: 34.95 100m: 1:13.50 (38.55)					
7	 Lily McGrath	16		0.78		1:13.62 Entry: 1:14.15 -0.53
	50m: 35.93 100m: 1:13.62 (37.69)					
8	 Ava Neems	19		0.75		1:15.71 Entry: 1:15.40 +0.31
	50m: 35.08 100m: 1:15.71 (40.63)					
9	 Jessica Cochra	18		0.76		1:13.80 Entry: 1:15.92 -2.12
	50m: 34.25 100m: 1:13.80 (39.55)					
10	 Nicola Lovell	17		0.69		1:14.67 Entry: 1:17.04 -2.37
	50m: 34.94 100m: 1:14.67 (39.73)					
11	 Kate Hurley	18		0.72		1:15.61 Entry: 1:16.46 -0.85
	50m: 35.14 100m: 1:15.61 (40.47)					
12	 Kiri Lovatt	17		0.78		1:15.69 Entry: 1:16.44 -0.75
	50m: 35.34 100m: 1:15.69 (40.35)					
13	 Paige Franklin	17		0.69		1:16.61 Entry: 1:15.98 +0.63
	50m: 34.94 100m: 1:16.61 (41.67)					

14	 Olivia Bates	18		0.85	1:17.14 Entry: 1:18.37 -1.23
	50m: 36.52 100m: 1:17.14 (40.62)				
15	 Isabelle Blackm	17		0.68	1:18.50 Entry: 1:18.99 -0.49
	50m: 36.79 100m: 1:18.50 (41.71)				
16	 Olivia McBride	17		0.70	1:19.47 Entry: 1:18.07 +1.40
	50m: 36.45 100m: 1:19.47 (43.02)				
17	 India Vaughan	15		0.66	1:17.08 Entry: 1:19.04 -1.96
	50m: 35.74 100m: 1:17.08 (41.34)				
18	 Ania Maritz	18		0.73	1:18.00 Entry: 1:20.33 -2.33
	50m: 35.53 100m: 1:18.00 (42.47)				
19	 Imogen Child	14		0.66	1:18.34 Entry: 1:18.29 +0.05
	50m: 36.51 100m: 1:18.34 (41.83)				
20	 Nina Rice	16		0.77	1:19.47 Entry: 1:19.79 -0.32
	50m: 37.30 100m: 1:19.47 (42.17)				
21	 Sophia Neems	16		0.81	1:19.90 Entry: 1:20.64 -0.74
	50m: 37.78 100m: 1:19.90 (42.12)				
22	 Suqi Jia	18		0.85	1:19.99 Entry: 1:20.10 -0.11
	50m: 36.62 100m: 1:19.99 (43.37)				
23	 Samantha Tilley	15		0.72	1:20.01 Entry: 1:19.62 +0.39
	50m: 37.44 100m: 1:20.01 (42.57)				
24	 Emma Icton	16		0.66	1:20.68 Entry: 1:20.19 +0.49
	50m: 37.31 100m: 1:20.68 (43.37)				